
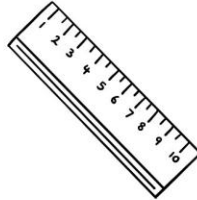


DRAWING MANDALAS

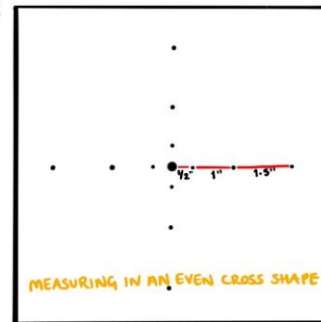
1



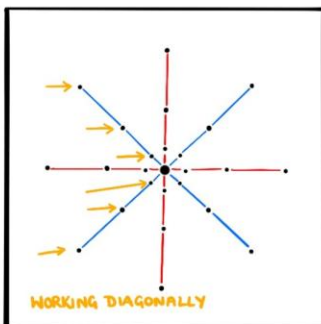
THIS WILL BE YOUR
FOCAL POINT/GUIDE



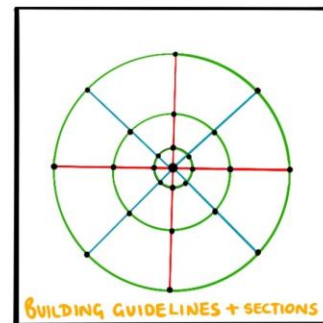
2



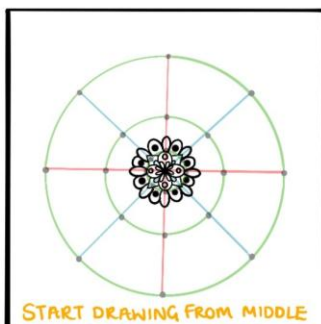
USING A RULAR TRACE
LIGHT LINES WITH A
PENCIL.



MAKE DIAGONAL LINES
WITH YOUR PENCIL




USING A COMPASS/BOWL/
CIRCULAR OBJECT TRACE
CIRCLES FROM THE CENTRE.



YOU CAN START DRAWING!
USE COLOUR PENCILS / PENS
/ PAINTS + GET CREATIVE.



REMEMBER: ANY
MISTAKES DON'T
MATTER! IT'S ALL
ABOUT HAVING FUN!



TAKE YOUR TIME AND SEE
WHERE YOUR CREATIVITY
TAKES YOU.